

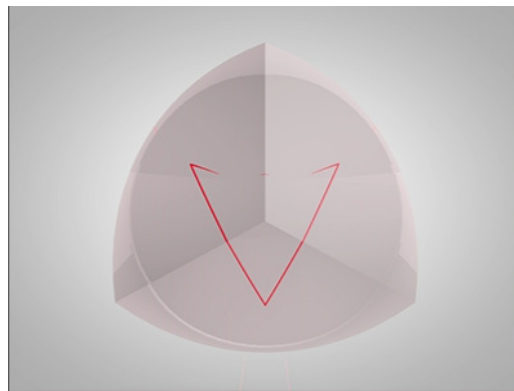
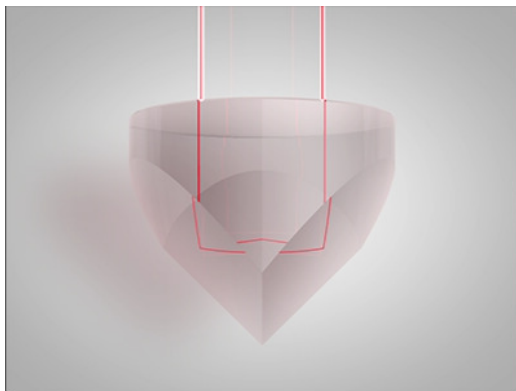
Polarization Change After Propagation Through a Prism Retroreflector

- Output polarization of laser light measured after reflection from each sextant of a prism retroreflector.
 - Retroreflectors are used in various optical setups to return the incoming light parallel to the incoming beam, but with a lateral displacement.
- We have empirically confirmed the transformation of linearly polarized light into elliptically polarized light after propagation through the prism retroreflector.

Content is available to customers upon request. Please contact us if you would like to publish any of the information contained within this presentation

Thorlabs Prism Retroreflectors

- A retroreflector is an optic that returns light in the same direction as the input beam with a lateral offset.
- The optic is generally either a solid prism or hollow with coated mirror surfaces.
- The common corner cube design is pyramid shaped with light entering the base.
- The three faces that make the corner are orthogonal (90 degrees to each other).
- There are always 3 internal reflections before the beam returns, one from each face.



Theoretical Considerations

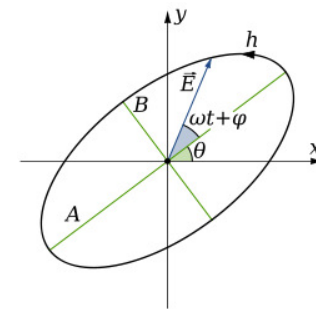
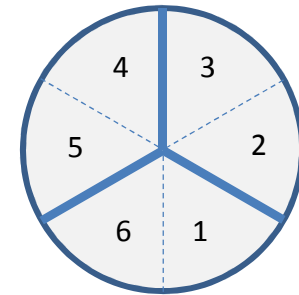
- In a solid prism retroreflector, the beam undergoes total internal reflection at each surface.
- A beam entering normal to the base will be incident upon each face at a 55° angle ($\cos^{-1}(1/\sqrt{3})$) [1].
- S- and p-polarization components reflect from each face differently based on the Fresnel reflections [2].
 - More specifically, the s- and p-polarizations will reflect from each face with a different phase delay based on the angle of incidence and refractive indices of the glass and surrounding medium.
- Here we present measured values for a 633 nm stabilized HeNe propagating through the Thorlabs Ø1" N-BK7 prism retroreflector.

[1] J. Liu and R. Azzam, "Polarization properties of corner-cube retroreflectors: theory and experiment," Appl. Opt. 36, 1553-1559 (1997). <http://www.opticsinfobase.org/ao/abstract.cfm?uri=ao-36-7-1553>

[2] M. Born and E. Wolf. Principle of Optics, 7th ed. Cambridge University Press, Cambridge, UK, 1999. 49-53.

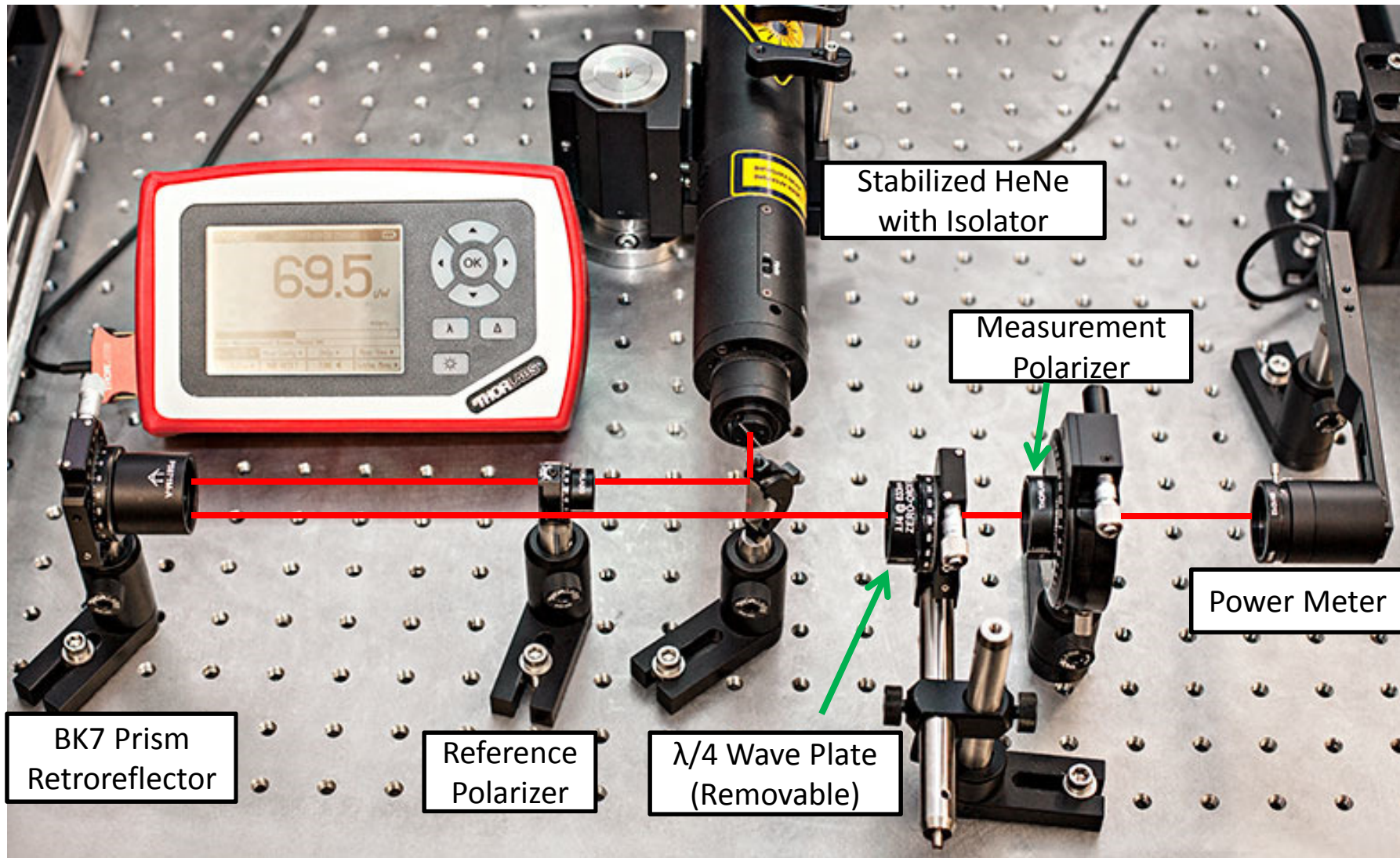
Measurement Notes

- The Stokes vector of the light output from each sextant within the reflector was calculated by measuring the intensity with the polarization set horizontal & vertical, $\pm 45^\circ$, and left & right circular.
- A polarizer was used to measure the light in the linear basis and a quarter-wave plate and linear polarizer was used to measure the light in the circular basis.
- The ellipticity ($\epsilon = B/A$) and azimuth angle (θ) of the polarization ellipse were calculated from the Stokes parameters [3].
- The calculated azimuth angle of the polarization ellipse was compared with the rotation location of the maximum and minimum intensity to verify the measurement technique.



[3] D.H. Goldstein. Polarized Light, 3rd ed. CRC Press, Boca Raton, FL, 2011. 250-258.

Experiment Setup



Data Presentation

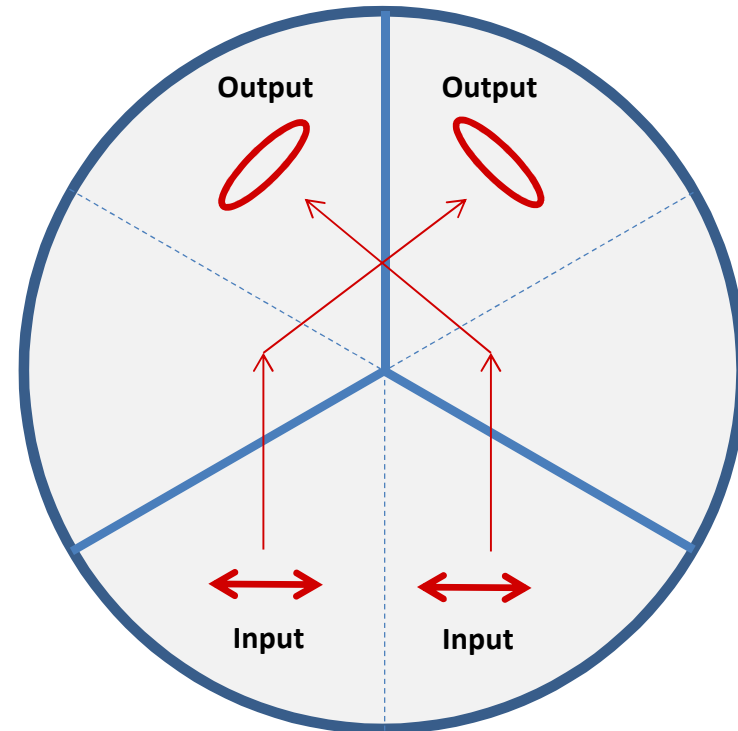
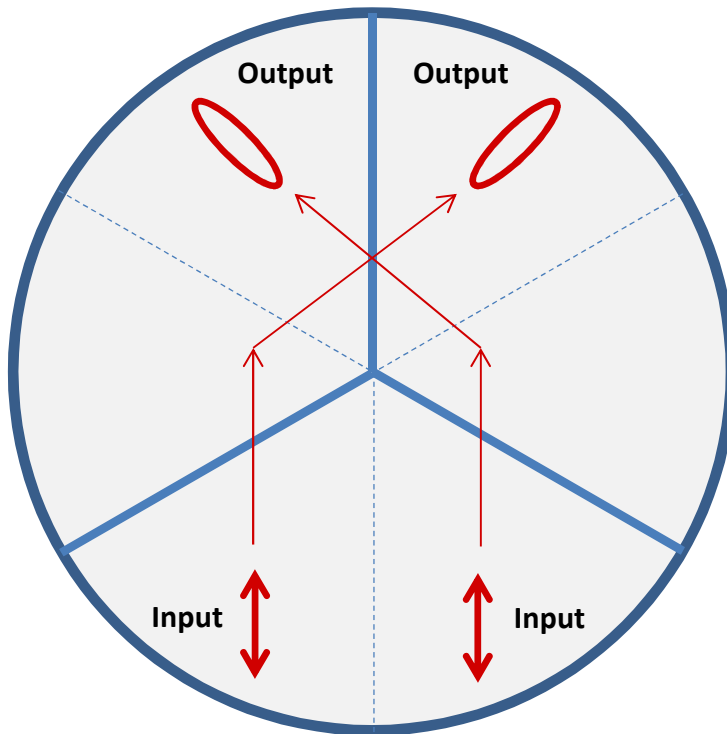
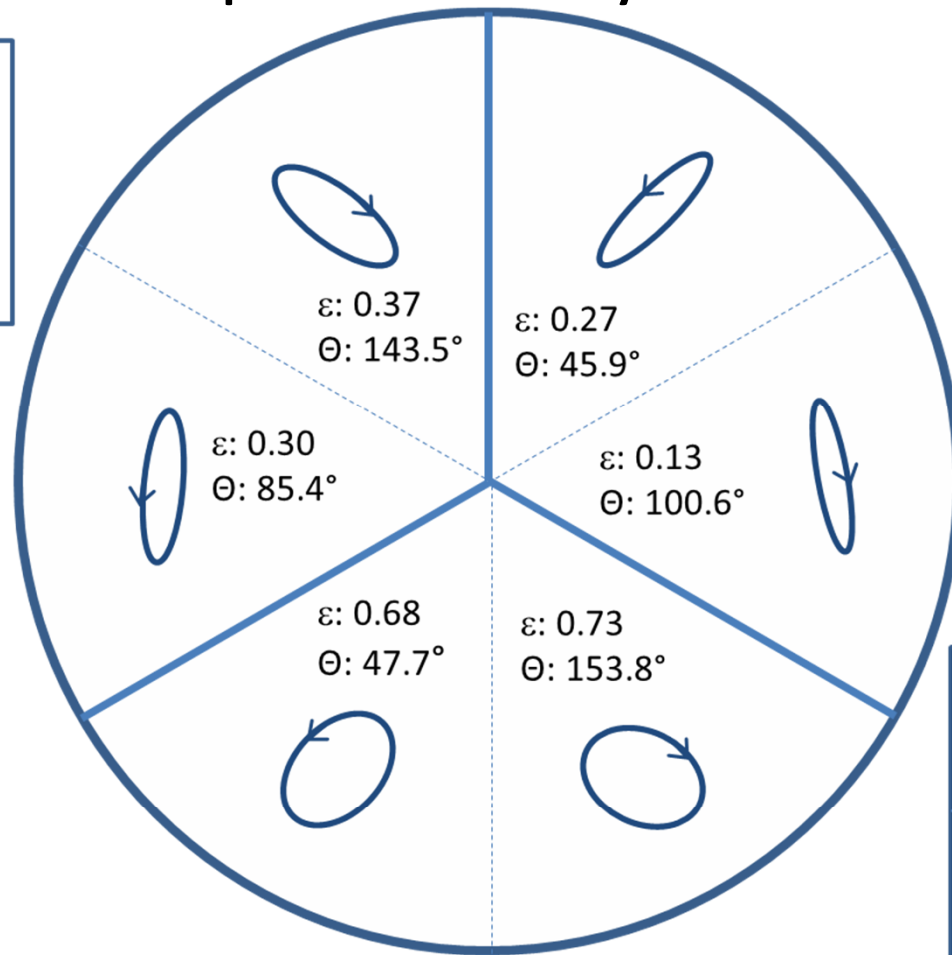
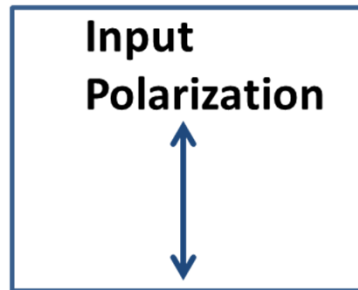


Diagram conventions:

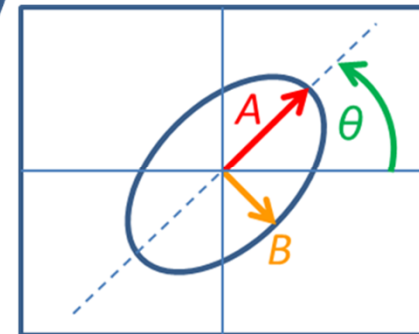
- Output shown is always from linear input into the opposing segment.
- Output and input as seen looking in through the retroreflector base from point of view of observer.

Results: Vertical Polarization

Output Polarization by Sextant



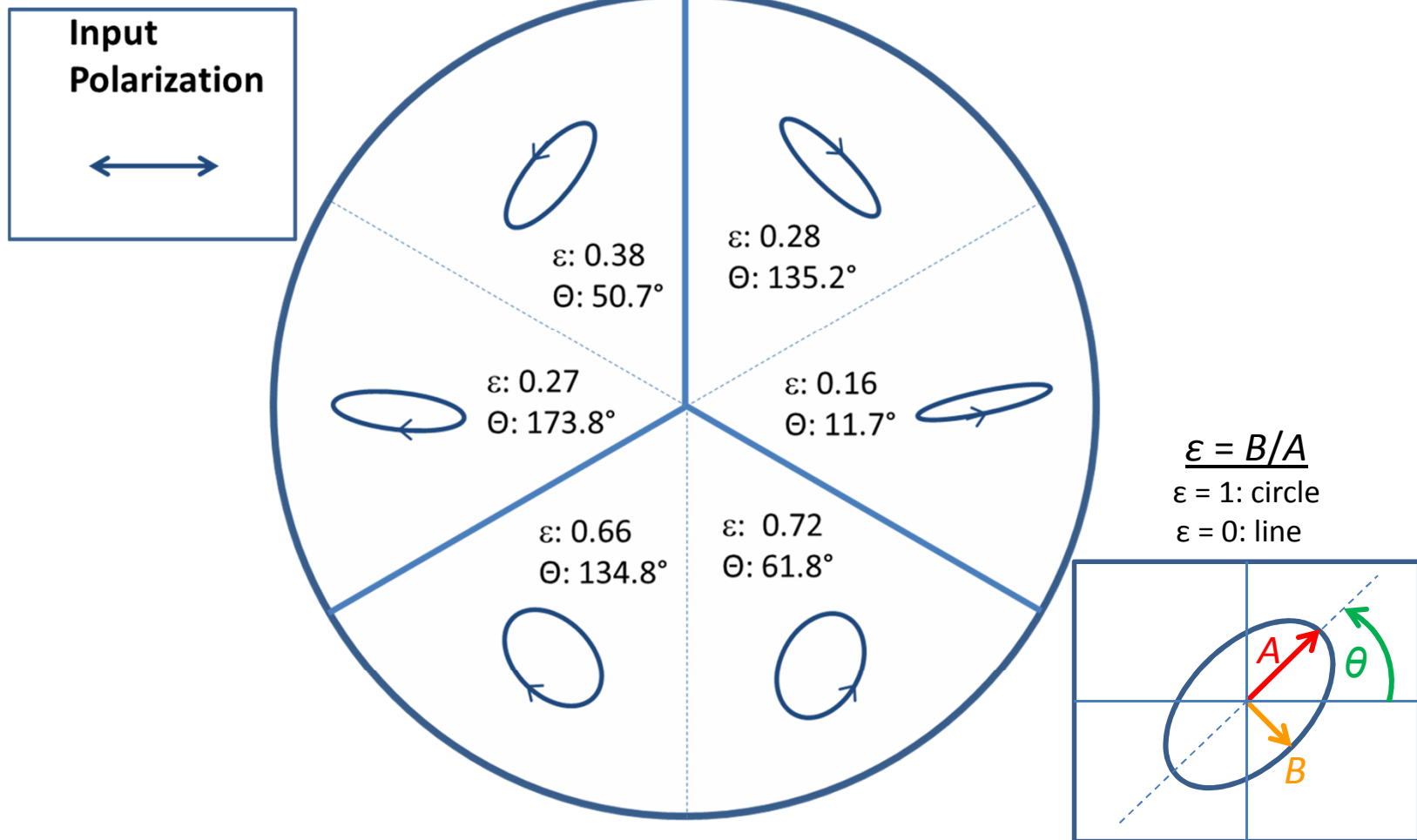
$\epsilon = B/A$
 $\epsilon = 1$: circle
 $\epsilon = 0$: line



- Electric field polarization ellipse as seen from point of view of the **observer**, theta is measured counterclockwise from horizontal to major axis. Arrow is the handedness of the ellipse.

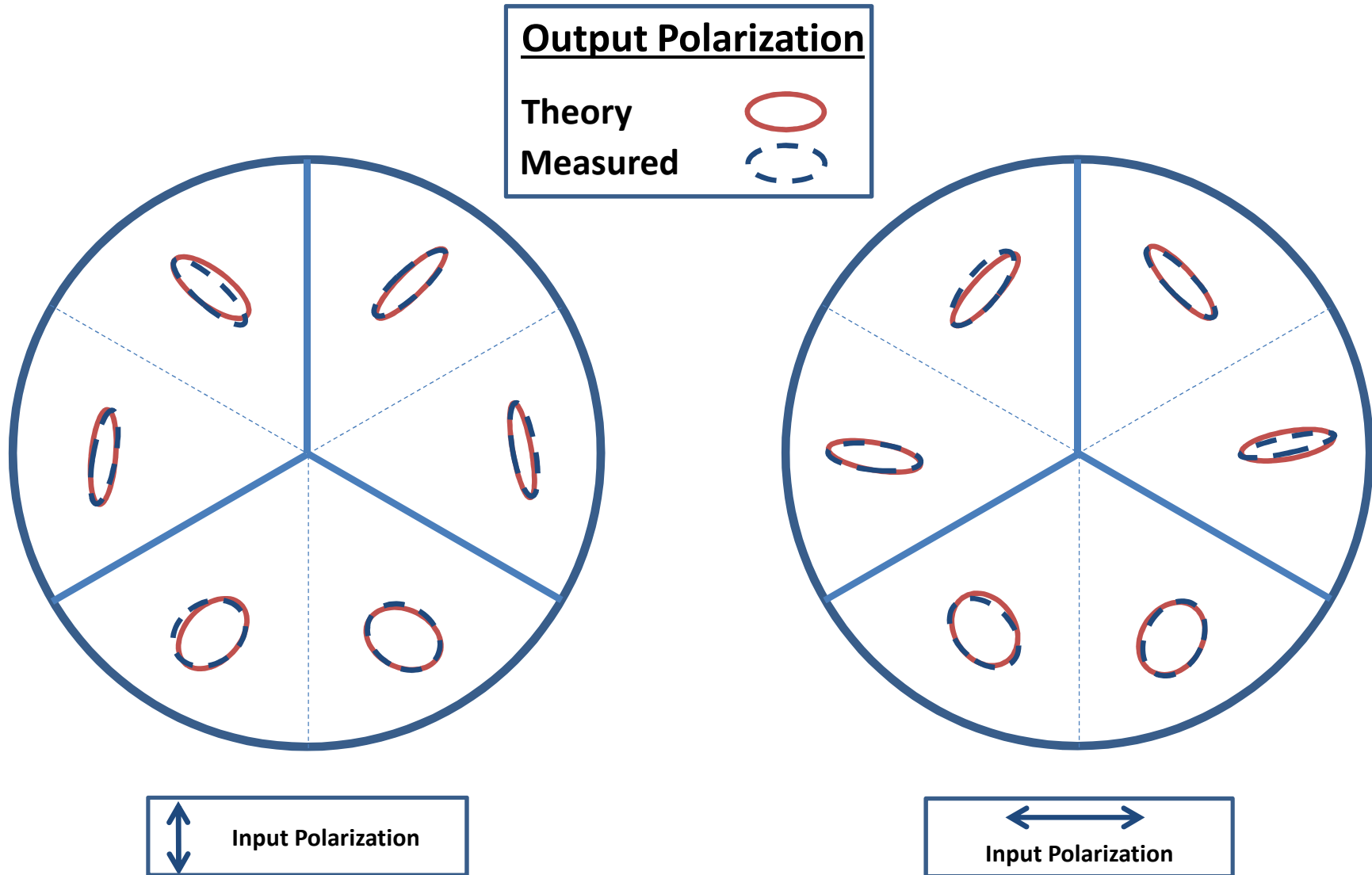
Results: Horizontal Polarization

Output Polarization by Sextant



- Electric field polarization ellipse as seen from point of view of the **observer**, theta is measured counterclockwise from horizontal to major axis. Arrow is the handedness of the ellipse.

Measured and Theoretical Comparison



Experimental Limitations

- Only a single measurement was recorded in each sextant and we assume minimal spatial dependence of the measurements.
- We took care to align the retroreflector and assume normal incidence upon the base.
- Only a single retroreflector was assessed and we assume no differences will be observed between different retroreflectors.

Summary

- We have measured the output polarization of the light exiting each sextant of a prism retroreflector.
- The measurements empirically confirm the transformation of linearly polarized light into elliptically polarized light after propagation through the prism retroreflector.
- These results should be considered when using a prism retroreflector in an application where the polarization of the light is critical.